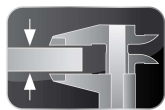


ADVANCIA, Electric cooking top, SMOOTH CHROMIUM PLANCHA

SMOOTH CHROMIUM PLANCHA

B1A9CL8DE



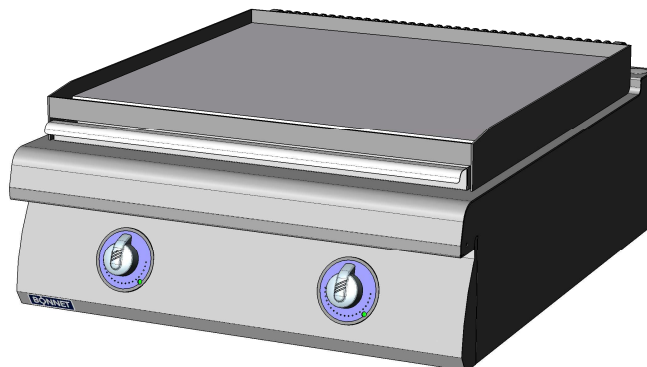
3 mm Top



FlushTop



EasyCleaningSystem



ADVANCIA ASSETS

3mmTop : One piece 3mm thick stainless steel structure.

FlushTop : Module can be butt jointed.

EasyCleaningSystem : Cooking juices recovered via a removable container in the fascia.

GENERAL

- * All stainless steel construction designed to avoid any infiltration.
- * Unfailing sturdy equipment for direct wall fixation.
- * Controls grouped together and recessed protecting them for impact and spillages.

CHROMIUM PLANCHA

- * Fitted with a 15mm thick smooth Martin steel plate, 735mm deep.
- * Hard chroming of plate: to avoid delicate products sticking and to benefit from a hard surface which allows thorough cleaning with a scrapper without the risk of the surface degrading.
- * Heated by a bank of contact elements surrounded by a stainless box with rockwool insulation.
- * Controlled by thermostat permits regulation of plate temperature from 50 to 270°C: 2 independent controls.
- * A channel for collecting the cooking juice at the front of the plate.

OPTION

- * One-piece wall or central top.

ACCESSORIES

- * See technical data : General features.

STANDARDS : Compliance with standards

EN 60335-2-38: European standards relating to the safety of electric appliances.
(French standards: Classification index C 73-838).

IP 25 and IK 9: Protection indexes.

XP U 60-010: Hygiene.

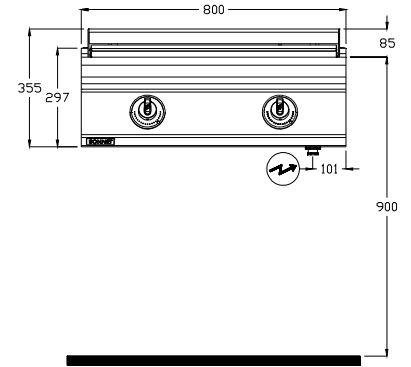
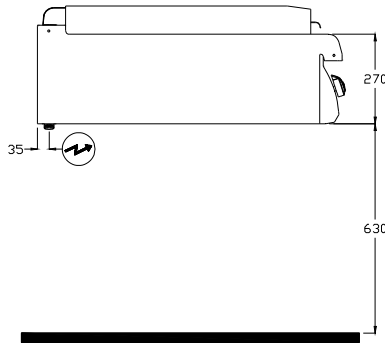



BONNET GRANDE CUISINE

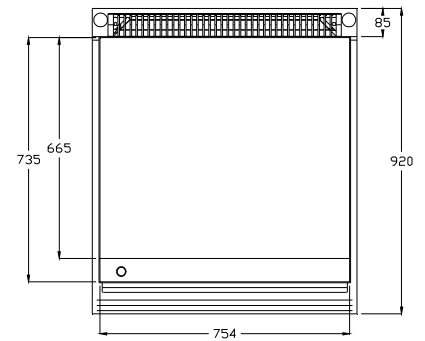
Registered office:

Rue des Frères Lumière - Z.I Mitry Compans
F-77292 MITRY MORY Cedex

B1A9CL8DE



 **ELECTRICAL connection**
Electric inlet at 615mm from the floor
(Flexible cable 1.5 m in length)



DIMENSIONS (mm)

Width	800
Depth x Height	920 x 355
Plate	754 x 735
Useful surface (dm ²)	50

PACKAGING (mm)


Width	940
Depth x Height	1060 x 700

WEIGHT(KG)

125

COMPOSITION OF TOP

Plate width 754	1
-----------------	---

 **ELECTRICITY** (Three-phase 230V+E or 400V+N+E)

Power (kW)	230V 3a.c.	10.8
	400V 3Na.c.	10.8
Max. Intensity (A)	230V 3a.c.	27
	400V 3Na.c.	15.6